

TRAVELLER'S Journal

A travel magazine for Cub owners and enthusiasts | Issue 3

MEET THE MAKERS

The craftsmen behind
your Cub Camper.

HOW TO

Tips for reversing
your trailer.

PLUS

OUTBACK NEW SOUTH WALES

Prime touring country on
the western edges of NSW.

AUSTRALIAN MADE WHAT DOES IT ACTUALLY MEAN?

**REAL
CORNISH PASTIES**
Repurpose your
roast and vegies into
something utterly
delicious.



Going the Extra Mile

C O N T E N T S

Inside this Issue

- | | | | |
|----|--|----|--|
| 4 | Gear – New gear and gadgets for your next adventure. | 18 | Meet the Owner
– The people out there on the road, using their Cub to see Australia. |
| 6 | Australian Made
– What does it mean? | | |
| 10 | Outback NSW
– Discover the special character of the far west of NSW. | 22 | How To
– Reversing Tips to help backing up much easier. |
| 16 | Cub Calendar
– Dates and times of when to check out the latest from Cub. | 24 | Meet the Maker
– The people behind your Cub, and their stories |

E D I T O R I A L

Stories.

It doesn't really matter where you go sometimes, you will always find a story. It comes through the places you go, and the people you meet. It sounds a bit kitschy, but the fun and the experience really do come from the journey, instead of the destination.

It all hinges on just getting out there; hitting the road and exploring this big country of ours. The team at Cub Campers want to inspire you to find more, so we have put this issue of Traveller's Journal together to inspire you on your own journey.



The team at Cub Campers.

Cub Kamparoo Brumby



SPECIFICATIONS

- Independent suspension
- Fridge box on drawbar with storage drawers
- Battery pack
- Smartcharger
- Outside kitchen with 2-burner stove
- 2 x 4.5 kg gas bottles
- 12V pump and water faucet
- 80L water tank
- 2 jerry can holders
- Lift-up bed with storage space
- Extended deluxe awning and wall
- Off road hitch
- Galvanised chassis

Going the Extra Mile

www.cubcampers.com.au



GEAR



HARROP ELOCKER

Want more traction for offroad capability? At the end of the day, few things can give you as results as a locking differential. One of the later entrants into this market is the Harrop Elocker. It's an Eaton design, and is fully selectable via electronic control (compared to air or mechanical force). It's loved by many, and available through all of the big brands in Australia.

Prices vary on application. For more information, go to www.harrop.com.au

BAINTECH DISTRIBUTION PANEL

If you are looking to tack on some extra switches and power outlets to your camper or tow rig, Baintech do a nice, integrated option that might fit the bill. You can option different kinds of mounts, plugs and switches depending on your own requirements. They are pre-wired with 1 metre of pre-terminated cable, making installation fast and easy.

Expect to pay around \$130. For more information, go to www.baintech.com.au

GEAR



RHINO RACK VORTEX RLT600

Setting up onto the factory tracks or gutters on your vehicle, the RLT600 is a good option if you want to quickly and easily remove your bars. It actually comes on and off in three easy steps, making it all very easy to handle. Maximum load across two bars is 100kg, and the slim design gives minimum impact to road noise and aerodynamics.

The RLT600 costs \$555. For more information, go to www.rhinorack.com.au




ENGEL LEGACY FRIDGES

2015 is the centenary year of the ANZAC legend, and Engel are getting behind it with the 'Legacy' series of fridges and covers. They are still the same fridge underneath the olive-drab paint scheme, but the big (and important) difference is the fact that proceeds will go to the Legacy Foundation, which supports 90,000 widows and 1900 children directly affected by war.

The Legacy fridges are limited in numbers, speak to your local retailer about availability and pricing. Go to www.engelaustralia.com.au for more information.

THE DIFFERENCE BETWEEN

Australian Made & Australian Assembled.



CHASSIS

This one is fairly obvious. There are some fairly unscrupulous camper trailer manufacturers out there who will tell you the chassis is Australian made, when this isn't completely true. Sometimes, this statement indicates that the chassis is made overseas, but then has been brought to Australia and then assembled on our shores. This is often done to reduce overall costs. The problem here is that it's much harder to keep a high level of quality control when manufacture, assembly, sales and

distribution are kept apart by a factor of 1,000's of kilometres.

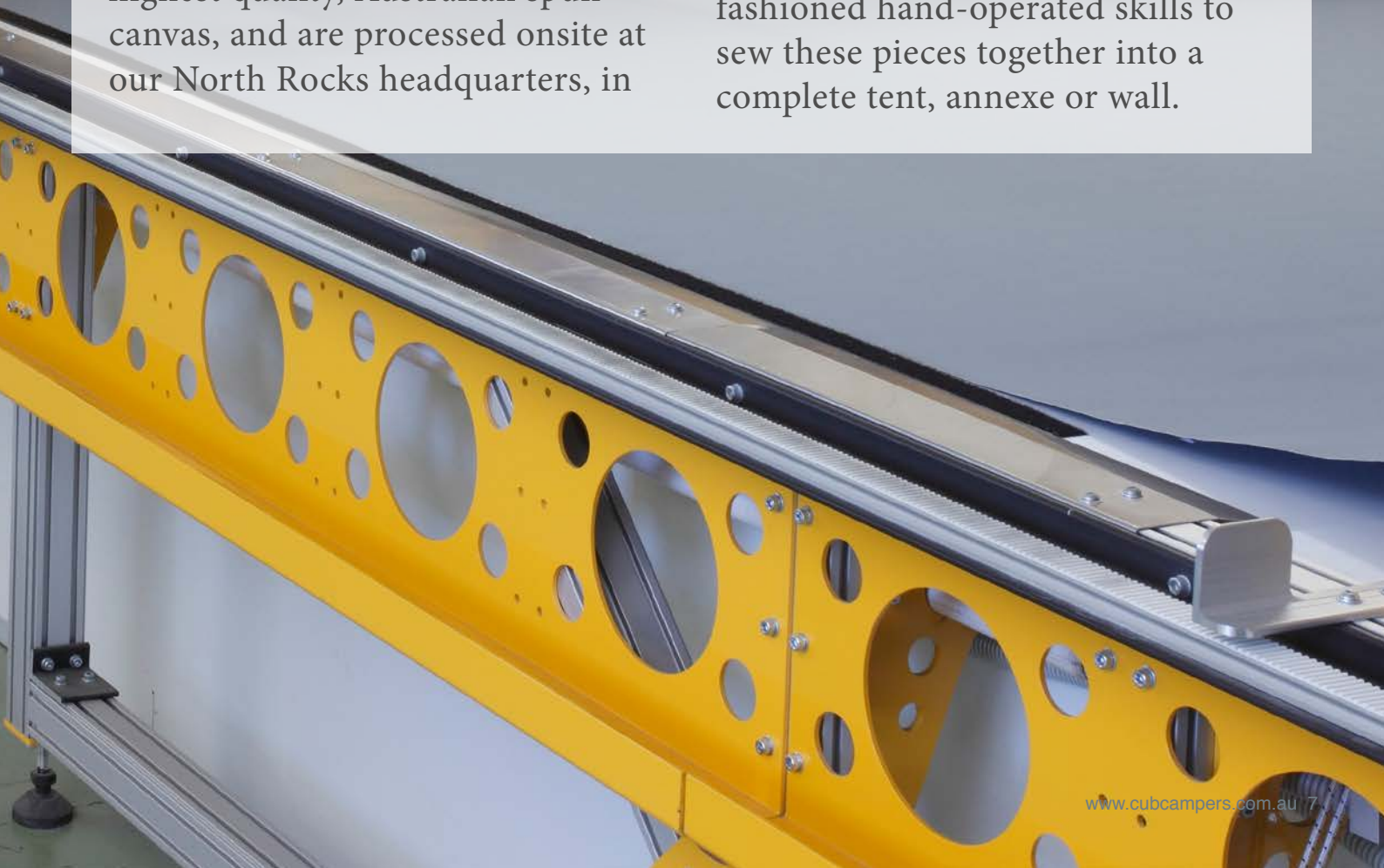
At Cub Campers, our camper trailers are manufactured, assembled and administered from one place: the headquarters at North Rocks, Sydney. Here, we construct the chassis from Australian steel, using skilled welders who operate to strict quality control. Because we do this, we experience much, much less product failures and warranty returns. And when we do, it's a much simpler case of fixing any ailments onsite.



CANVAS

The same thing goes for our canvas products, which are made from the highest quality, Australian spun canvas, and are processed onsite at our North Rocks headquarters, in


Sydney. We use a huge, computer controlled canvas cutting machine to ensure the most precise cutting possible, combined with good old fashioned hand-operated skills to sew these pieces together into a complete tent, annexe or wall.





CABINETS & INTERIOR

Rather than sourcing generic sized cabinets and drawers for usage in our camper trailers, Cub Campers choose to completely design and manufacture their stuff onsite. Once again, we have called upon the latest technology in the form of computer controlled machinery, which precision-cut the wood according to our own design. From there, skilled cabinetmakers then assemble each product onsite.



Cub Campers is a proud member of the Australian Manufactured Camper Trailer Guild, which **promotes and supports quality, genuinely Australian-made camper trailers**. For more information, go to **australianmanufacturedcampertrailers.org.au**.



PAINTING

On top of using higher quality, galvanised Australian steel, Cub also perform their painting inhouse. This means a much higher quality overall product, one which will have much less problems over the years, compared to other products, whose quality is limited by their international, multi-location production line. ■



Outback Tracks.

THE WESTERN EDGES OF
NEW SOUTH WALES PRESENTS
SOME OF THE BEST TOURING
COUNTRY IN AUSTRALIA.





When it comes to camper trailer touring, few places make as much sense as Outback New South Wales. It's accessible, beautiful and interesting. Although travelling with a 4X4 with good ground clearance is a good idea, roads are more often than not in great condition and don't present any risks.

If you're thinking 'Oh, out there? There can't be much to do and see,' you couldn't be far from the truth. In fact, the place is chock-full of things.

One of the biggest attractions is Mungo National Park. And for good reason, too: it's a place of incredible significance. It's a UNESCO world heritage site because of the series of ancient lakebeds that form the

lunar-esque landscape. It is here that Mungo Man and Mungo were found, the oldest remains of people in Australia, and some of the earliest signs of cremation on record.

Australia is a truly ancient continent, and Mungo National Park is one of the best places to get a grasp of this.

Not far north of Mungo National Park is Pooncarie, a quaint little town that gives you the opportunity to refuel, restock and take advantage of some Outback hospitality. If you're heading north from here, make your next stop the Menindee lakes. It's worth pitching camp here as well, the way the place looks at dawn and dusk is incredible. Our tip here is to camp at Pamamaroo Lake, and have the camera at the ready.



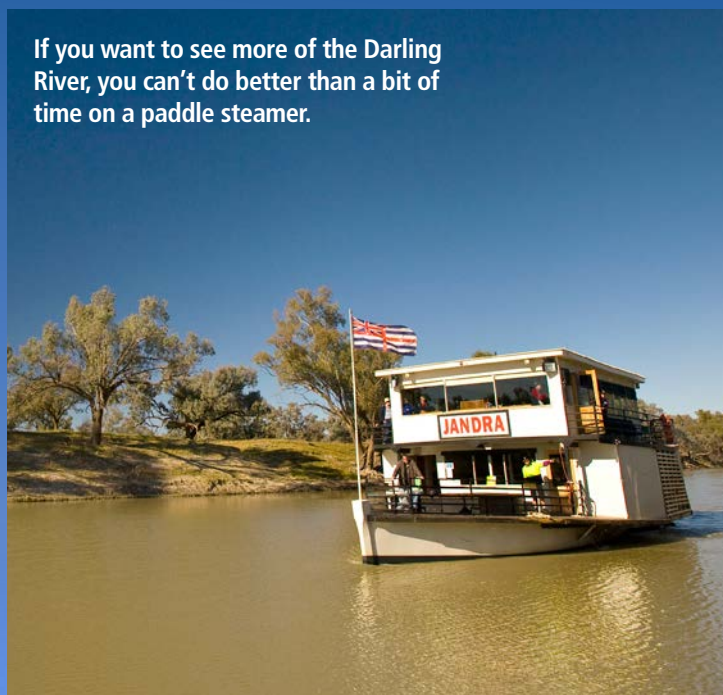
There are some interesting sculptures on display in the Living Desert, not far from Broken Hill.



Want to buy yourself an opal? Along with Coober Pedy, White Cliffs is one of the best places to do it.



If you want to see more of the Darling River, you can't do better than a bit of time on a paddle steamer.



The Walls of China are a geological freak of nature; something that is completely unique to this one location.



Keep an eye out for
the Shingleback Lizard
in your travels through
Outback NSW.



Don't forget to
try out the local
hospitality along
the way.

Name the Aussie track and
chances are,
we've already
been there.

Canning Stock Route

Cape York

Moreton Island

Tassie West Coast

Glasshouse Mountains

Outback NSW

Gibb River Road

French Line Simpson Desert



Cub Campers - trusted for over 40 years of adventure.



Proudly Australian made since 1968

NSW | QLD | WA | SA | NT | VIC

www.cubcampers.com.au



Pamamaroo Lake is a beautiful camping spot, especially at sunset.



From here, a nor-westerly heading will bring you into Broken Hill. “The Capital of the Outback”, or “Oasis of the West”, Broken Hill has a population of 18,000 and is an obvious stop for any supplies or repairs that are needed. Not far north of here is Silverton, famous for the Silverton Hotel and Mad Max Museum. It was once a silver mining magnet with a population of over 3,000, but now

is more renowned for its resident artists and popularity with films and television commercials.

Another place of tremendous Australian importance is Mutawintji National Park, roughly 130 kilometres northeast of Broken Hill. It’s a rocky edifice in the flat, surrounding plains, once constantly inhabited by indigenous people for thousands of years. There are spots here that have some of the best example of rock art in Australia, and also a spot where you could chance seeing the elusive and cute Yellow Footed Rock Wallaby.

From here, you can effectively make your way to Bourke, via the likes of White Cliffs (a very interesting opal mining town), Wilcannia (full of beautiful architecture), Tilpa (great pub) and Louth (another great pub). If you take your time, you’ll find terrific places and meet some real characters. ■



All camper trailers are
Awesome...
...until it comes time to trade up.



Cub Campers have a much better resale value than most.

Proudly Australian made since 1968

NSW | QLD | WA | SA | NT | VIC

www.cubcampers.com.au



Real Cornish **PASTIES**

Repurpose your roast and vegies into something utterly delicious.



METHOD

Mix together the softened onion and leftovers with a bit of Worcestershire sauce, and salt and pepper in a bowl, using your hands.

In a small bowl, lightly whisk together the egg and milk.

Place a pastry sheet on a floured board or table and cut out rounds using the saucer as a guide – fit two per sheet. To save room, finish off two at a time.

Place one-eighth of the mixture in the centre, brush around the edges of the full circle with the egg and milk mixture.

Sprinkle a little flour over the mixture, and place a small blob (half teaspoon) of butter on each one – this makes the gravy.

Bring the sides up over the middle of the mixture forming the pastie shape and press the edges together. Crimp between your fingers to seal. Repeat with the rest.

Cut a small slit on each side of the pastie to let the steam out, then brush well with the egg mixture.

Bake on a trivet/tray (you need them up off the bottom of the oven) on medium heat for 30 minutes. Watch carefully for burning. ■



SERVES 6

TIME 80 minutes

INGREDIENTS

- > 1 finely chopped onion, very lightly fried until starting to go soft
- > Leftover roasted beef and root vegetables
- > Sea salt and freshly ground black pepper
- > Big splash of Worcestershire sauce
- > 1 egg
- > ¼ cup of milk
- > 4 sheets of frozen/thawed short crust pastry
- > Extra plain flour
- > Butter
- > A saucer for cutting around



Show Calendar

THE CUB CALENDAR

Want to see Cub's range in person? Come and say hello at one of these shows!

29-31 May

Hunter Valley Caravan, Camping, 4WD, Fish & Boat Show

Maitland Showground, Maitland, NSW

29 - 31 May

Bendigo Home & Lifestyle Expo

Bendigo Exhibition Centre, Bendigo, VIC

29 - 31 May

Explore Australia Expo

Melbourne Showgrounds, Epsom Road, Ascot Vale, VIC

03 -09 June

QLD Caravan, Camping & Touring Holiday Show

RNA Showgrounds, Brisbane, QLD

13 - 14 June

Coffs Coast 4WD, Caravan, Camping & Boat Show

Coffs Harbour Racing Club, Coffs Harbour, NSW

26 - 28 June

Mildura Great Outdoor Expo

Mildura Racecourse, Mildura, VIC

03 - 05 July

Lismore 4WD Caravan, Camping & Marine Show

Lismore Showgrounds, Lismore, NSW

10 - 11 July

Mudgee Small Farm Field Days

Australian Rural Education Centre, Mudgee, NSW

17 - 19 July

Nabiac Caravan, Boat Fishing and 4WD Show

Nabiac Showgrounds, Nabiac, NSW

24 - 16 July

Sydney Retirement and Lifestyle Expo

Rosehill Gardens Racecourse, Rosehill, NSW

24 - 26 July

Newcastle Home Show

Newcastle Entertainment Centre, Newcastle, NSW



For even more dates, head over to the
Cub Campers events page on their website

IF OUR **CAMPERS COULD TALK**
HERE'S WHAT THEY WOULD SAY...

“Our favourite colour is blue,
we like drives along the beach
and we **LOVE** getting dirty”



**Cub Campers - getting dirty
in the bush for over 40 years.**



www.cubcampers.com.au
NSW | QLD | WA | SA | NT | VIC



Meet the owner: **Vicki McKay**

I bought my Cub 2 years ago and only have great things to say about it and the service I have received from ORE in Myaree WA.

It was bought to go onto my partner's Defender & also on my i30, hence the basic model works for us. My partner didn't really see the point in buying one, but he now thinks it's a great way to travel.

I decided if we wanted to be able to go more places such as beach and bush tracks (my grandson likes to surf), I needed to improve my wheels so I brought a Suzuki Grand Vitara. It's the perfect lightweight 4X4 for me to use on shorter journeys and tow my camper on my own. Also, if I found myself on my own, I could still do a longer trip, even around Australia. I feel quite comfortable with the Cub in tow.



Vicki's lightweight Cub Kamparoo Weekender gets towed behind a Land Rover Defender and a Suzuki Grand Vitara.



The Cub is a great base for weekend trips away throughout Western Australia, sometimes catering for big groups.



We have taken it as far up as Kalbarri, stopping at Dongara on our way; this was our first trip in the Cub and we found it very easy to put up and pack up on our first attempt. Since then we have been to Pemberton, Denmark, Bremer Bay, Pinjarra, York and Gingin. My partner and I use it whenever possible.

If I have time off and he doesn't, then I do a 'girls weekend away'. We just add a tent for the ladies to sleep in, but we rely on the

camper for everything else.

We are now planning a trip to Karajini through to Millstream and back to Perth around May 2016, Up the inland way and back down by the coast. I would also like to plan a prospecting week when I can. If not with my partner, my grandson would love to join me. Maybe even all 3 of us! I can only see great holidays in my future with my Cub. ■

REVERSING TIPS

It's probably one of the most nerve-wracking things you can do, unless you're adequately prepared: reversing a trailer. When you're offroad it can be even trickier, especially when there is an audience. So with that in mind, we have put together some tips to help you reverse that trailer like a legend.



1. TAKE YOUR TIME.

Getting yourself into a muddle and rushing things is a sure way to end up in a pickle. Tempers run higher, and decisions made can more easily become the wrong ones. Slowly does it when it comes to reversing, take your time, and take a few deep breaths if needs be.

2. USE BIG STEERING WHEEL MOVEMENTS.

Being heavy handed with your steering, especially to start with, can help out with getting your trailer going in the right direction. You have to go slow to make this work, and you can then make smaller, trimming adjustments to stay on the right track. Just do it slowly!

3. DON'T BE AFRAID TO START AGAIN.

If the trailer gets too far out of whack, there is no shame in starting again to ease the pressure. Simply moving forward a few car lengths can get things back on the right track for a re-attempt.

4. USE YOUR MIRRORS.

Just using your mirrors is often plenty enough information to get across how you are tracking. Generally speaking, watching a trailer starting to track either port or starboard, you can turn the top of your steering wheel in that direction to get it going.

5. DO A COURSE

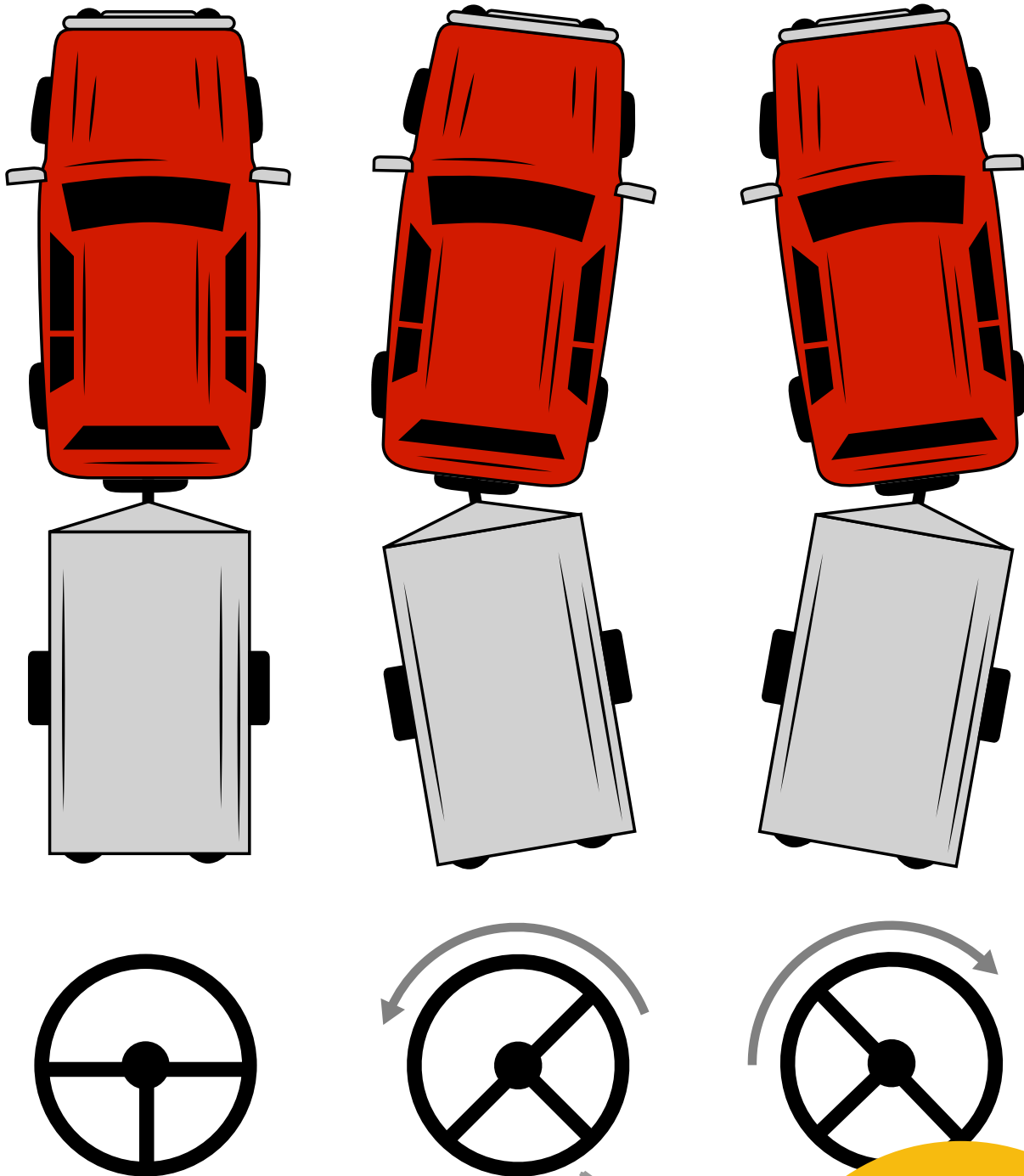
Personally speaking, this is the best thing I did to improve my skills in towing. With just a few basic techniques under your belt, and practising under tutelage, you can go from miser to master in less than a day.



GET ORIENTED:

The main trick of reversing a trailer is understanding how to get the trailer in the right direction. Some people call it the 'push' technique: the direction in which you turn the steering wheel pushes the trailer away on that side.

Visualise your steering wheel is the top part of a huge hula hoop, and the bottom part is connected to the back of the trailer. Turn the steering wheel, and the hula hoop rotates, taking the trailer with it.



BE AWARE OF THE JACK-KNIFE:

If you get the trailer going too sharp to the car, you'll run the risk of doing some damage. It's just something to be aware of, and is easily remedied by edging forward to straighten out.



GET A SPOTTER:

You'll feel much more confident if you have someone checking your corners for impact, allowing you to direct all of your cognitive function on getting the trailer to swing the right way. One not here, though: Make sure your spotter uses clear and obvious signals to avoid any unneeded confusion.




USE THE S- TURN.

It goes against logic, but you have to turn the tow vehicle twice to reverse a 90 degree bend. To do an S – Turn, you need to bring your nose of your tow vehicle towards the corner when reversing, this will get the trailer going in the right direction and enter the corner.

Once the trailer has gone around far enough, when the next step is to

‘follow’ the trailer in. At this point, be conscious of jack-knifing if you over-cook it. Turning your wheels in the direction the trailer is going, and reverse slowly. When you get this right, your trailer angle won't change, and you'll be able to follow it into the corner with only little adjustments in steering. It takes a few goes to get it right, but once you get it down pat, it works well. ■



Meet the Makers

THE PEOPLE BEHIND CUB CAMPERS, AND THEIR STORIES.

Name: Gururaj Banakar.

Department:
Sheet metal – Turret Punch.

How long have you been working at Cub for?
Two years.

What does your job entail?
I operate the CNC turret punch which cuts all the metal components for the factory, including floors, panels, tool boxes, kitchens, and all other metal components.

What are the most important things about your job? It is important to keep the punch running all the time.

Where are you from? India.

How long have you been in the country for? Eight years.

Do you have a family?
Yes, married with 2 children.

What do you like about working at Cub? I like the fast paced production, and the fact that having such an efficient machine means that we can produce a large volume in a short time. ■



TRAVELLER'S Journal

A travel magazine for Cub owners and enthusiasts



With Australia's **most popular** flip top camper.

www.cubcampers.com.au

CUB CAMPERS QLD

30 Kingston Road
UNDERWOOD
QLD 4119
Phone: (07) 3340 9500
Fax: (07) 3841 8324
cubcampersqld@cubcampers.com.au

CUB CAMPERS NSW

23 Loyalty Road
NORTH ROCKS
NSW 2151
Phone: (02) 8838 8600
Fax: (02) 9683 7741
cubcampersnsw@cubcampers.com.au

DAVE BENSON CARAVANS

SOUTH AUSTRALIA
64 Grand Junction Road
KILBURN SA 5084
Phone: (08) 8262 2500
Fax: (08) 8262 2243
sales@davebenсонcaravans.com.au

CUB CAMPERS VIC

1494 Sydney Road
CAMPBELLFIELD
VIC 3061
Phone: (03) 9359 1500
Fax: (03) 9289 2282
cubcampersvic@cubcampers.com.au

OFF ROAD EQUIPMENT

WESTERN AUSTRALIA
61 McCoy Street
MYAREE WA 6154
Phone: (08) 9317 1844
Fax: (08) 9317 2448
sales@offroadequipment.com

CUB CAMPERS NEWCASTLE

Unit 2/2316 Pacific Highway
HEATHERBRAE
NSW 2324
Phone: (02) 4983 2235
Fax: (02) 4983 2978
nct@cubcampers.com.au